



















1. How do you rate the work placement process at the School of Business in WIT			
		Response Percent	Response Count
Very Good		45.5%	30
Good		47.0%	31
Average		4.5%	3
Poor		1.5%	1
Very Poor		0.0%	0
No Opinion		1.5%	1
		answered question	66
		skipped question	0




2. How does the WIT work placement process compare to other colleges?			
		Response Percent	Response Count
Very Much Better		3.1%	2
Better		15.4%	10
Neither Better nor Worse		33.8%	22
Worse		0.0%	0
Very Much Worse		0.0%	0
Don't use other colleges		47.7%	31
		answered question	65
		skipped question	1

3. How do the WIT students compare with students from other colleges?

		Response Percent	Response Count
Very Much Better		7.7%	5
Better		12.3%	8
Neither Better nor Worse		33.8%	22
Worse		0.0%	0
Very Much Worse		0.0%	0
Don't use other colleges		46.2%	30
		<i>answered question</i>	65
		<i>skipped question</i>	1

4. How satisfied are you with the WIT work placement process?

		Response Percent	Response Count
Very Satisfied		53.0%	35
Satisfied		39.4%	26
Neither Satisfied nor Dis-satisfied		4.5%	3
Somewhat Dis-satisfied		0.0%	0
Very Dis-satisfied		1.5%	1
No opinion		1.5%	1
		<i>answered question</i>	66
		<i>skipped question</i>	0

5. How prepared are WIT students for work placement versus students from other colleges?				
			Response Percent	Response Count
Better Prepared			13.8%	9
About the Same			38.5%	25
Less Prepared			0.0%	0
Don't use other Colleges			47.7%	31
<i>answered question</i>				65
<i>skipped question</i>				1






6. Please rate WIT versus other colleges for the following aspects:						
	Better	The Same	Worse	Don't use other colleges	Rating Average	Response Count
WIT Work Placement Team	23.4% (15)	29.7% (19)	0.0% (0)	46.9% (30)	0.83	64
Communications from WIT	28.6% (18)	25.4% (16)	3.2% (2)	42.9% (27)	0.89	63
WIT Student Mentors	23.0% (14)	27.9% (17)	1.6% (1)	47.5% (29)	0.84	61
WIT Interview Facilities	8.9% (5)	35.7% (20)	1.8% (1)	53.6% (30)	0.86	56
Responsiveness of Placement Team	22.2% (14)	33.3% (21)	0.0% (0)	44.4% (28)	0.89	63
Reliability of the Placement Service	23.8% (15)	31.7% (20)	0.0% (0)	44.4% (28)	0.87	63
<i>answered question</i>						64
<i>skipped question</i>						2






7. Rating of Overall Skills of WIT Students					
	Exceeds Expectations	Meets Expectations	Below Expectations	Rating Average	Response Count
Overall performance and quality of work	41.3% (26)	55.6% (35)	3.2% (2)	1.62	63
Professionalism - appearance and general conduct	47.6% (30)	52.4% (33)	0.0% (0)	1.52	63
Attendance/punctuality	44.4% (28)	54.0% (34)	1.6% (1)	1.57	63
Overall efficiency	41.3% (26)	54.0% (34)	4.8% (3)	1.63	63
	answered question				63
	skipped question				3

8. Rating of WIT student work-specific skills						
	Exceeds Expectations	Meets Expectations	Below Expectations	Not Applicable	Rating Average	Response Count
Ability to adapt to change	33.8% (22)	61.5% (40)	1.5% (1)	3.1% (2)	1.62	65
Ability to fit in with company culture	50.8% (33)	46.2% (30)	1.5% (1)	1.5% (1)	1.48	65
Ability to handle pressure/work to deadlines	38.5% (25)	53.8% (35)	6.2% (4)	1.5% (1)	1.65	65
Ability to integrate with fellow workers/work as team players	52.3% (34)	44.6% (29)	1.5% (1)	1.5% (1)	1.46	65
Ability to make decisions	21.9% (14)	68.8% (44)	4.7% (3)	4.7% (3)	1.73	64
Attention to detail	30.8% (20)	63.1% (41)	4.6% (3)	1.5% (1)	1.71	65
Computer proficiency	33.8% (22)	56.9% (37)	7.7% (5)	1.5% (1)	1.71	65
Meeting skills (contribution to meetings etc.)	18.8% (12)	57.8% (37)	9.4% (6)	14.1% (9)	1.63	64
Dealing with customers, clients and visitors	28.1% (18)	56.3% (36)	3.1% (2)	12.5% (8)	1.50	64
People skills	29.2% (19)	66.2% (43)	3.1% (2)	1.5% (1)	1.71	65
Planning and organising skills	25.4% (16)	66.7% (42)	4.8% (3)	3.2% (2)	1.73	63
Presentation skills	21.0% (13)	54.8% (34)	4.8% (3)	19.4% (12)	1.45	62
Problem solving skills	21.9% (14)	67.2% (43)	6.3% (4)	4.7% (3)	1.75	64

Time management skills	26.6% (17)	68.8% (44)	3.1% (2)	1.6% (1)	1.73	64
Willingness to learn	49.2% (31)	47.6% (30)	3.2% (2)	0.0% (0)	1.54	63
	answered question					65
	skipped question					1

9. Rating of WIT students personal skills						
	Exceeds Expectations	Meets Expectations	Below Expectations	Not Applicable	Rating Average	Response Count
Social skills/professionalism	39.4% (26)	57.6% (38)	1.5% (1)	1.5% (1)	1.59	66
Communication skills written and oral	29.2% (19)	64.6% (42)	4.6% (3)	1.5% (1)	1.72	65
Ability to apply knowledge	26.2% (17)	70.8% (46)	1.5% (1)	1.5% (1)	1.72	65
Ability to use initiative	26.6% (17)	65.6% (42)	4.7% (3)	3.1% (2)	1.72	64
Logical thinking	26.2% (17)	69.2% (45)	3.1% (2)	1.5% (1)	1.74	65
Enthusiasm	44.6% (29)	49.2% (32)	4.6% (3)	1.5% (1)	1.57	65
Self-confidence	29.2% (19)	63.1% (41)	6.2% (4)	1.5% (1)	1.74	65
Maturity	33.8% (22)	58.5% (38)	6.2% (4)	1.5% (1)	1.69	65
Ability to admit to errors and ask for help	27.7% (18)	64.6% (42)	6.2% (4)	1.5% (1)	1.75	65
	answered question					66
	skipped question					0

10. Would you consider taking WIT students in the future?			Response Percent	Response Count
Most Definitely			64.6%	42
Probably			23.1%	15
Not Sure			9.2%	6
Probably Not			1.5%	1
Most definitely Not			1.5%	1
		answered question		65
		skipped question		1

11. The economic downturn impact on work placement opportunities in your company.....			Response Percent	Response Count
Will Reduce Oportunities Significantly			17.2%	11
Will reduce Slightly			40.6%	26
Will Have No Impact			34.4%	22
Will Increase Opportunities Slightly			0.0%	0
Will Increase Greatly			1.6%	1
No Opinion			6.3%	4
		answered question		64
		skipped question		2

12. What one aspect of the work placement process could we improve upon in WIT in your opinion?		Response Count
		32
	answered question	32
	skipped question	34

13. What do you consider to be the main benefit to students from work placement?		Response Count
		53
<i>answered question</i>		53
<i>skipped question</i>		13

14. We welcome any other comments or suggestions you may have regarding the WIT work placement programme (please note one section left after this question)		Response Count
		17
<i>answered question</i>		17
<i>skipped question</i>		49

15. Could you please rate the following criteria in relation to your company's dealings with all colleges' work placement services (and not specifically with WIT):							
	Very Important	Important	Neither	Not Important	Not at all Important	Rating Average	Response Count
Accuracy of information provided by Placement Service	49.2% (31)	47.6% (30)	3.2% (2)	0.0% (0)	0.0% (0)	1.54	63
Content of college's courses	38.1% (24)	52.4% (33)	9.5% (6)	0.0% (0)	0.0% (0)	1.71	63
Costs in terms of student's salary and any related costs	22.2% (14)	54.0% (34)	17.5% (11)	6.3% (4)	0.0% (0)	2.08	63
Costs, in terms of management time	27.0% (17)	55.6% (35)	12.7% (8)	4.8% (3)	0.0% (0)	1.95	63
Level of trust between respondent and placement manager	38.7% (24)	54.8% (34)	6.5% (4)	0.0% (0)	0.0% (0)	1.68	62
Location of college	9.7% (6)	35.5% (22)	27.4% (17)	24.2% (15)	3.2% (2)	2.76	62
Personal chemistry of student with organisation at interview	43.5% (27)	53.2% (33)	1.6% (1)	1.6% (1)	0.0% (0)	1.61	62
Physical appearance of college facilities	6.6% (4)	34.4% (21)	32.8% (20)	21.3% (13)	4.9% (3)	2.84	61

Physical appearance of college staff	11.3% (7)	43.5% (27)	27.4% (17)	14.5% (9)	3.2% (2)	2.55	62
Placement Manager's understanding of client's needs	51.6% (32)	45.2% (28)	3.2% (2)	0.0% (0)	0.0% (0)	1.52	62
Placement Manager's willingness to visit client	25.8% (16)	50.0% (31)	14.5% (9)	8.1% (5)	1.6% (1)	2.10	62
Placement Service's efficiency in organising interviews	35.5% (22)	58.1% (36)	4.8% (3)	1.6% (1)	0.0% (0)	1.73	62
Placement Service's speed of response to client's request	39.3% (24)	54.1% (33)	6.6% (4)	0.0% (0)	0.0% (0)	1.67	61
Placement Services handling of any problems	44.3% (27)	52.5% (32)	3.3% (2)	0.0% (0)	0.0% (0)	1.59	61
Placement's manager's ability to collaborate	32.8% (20)	54.1% (33)	13.1% (8)	0.0% (0)	0.0% (0)	1.80	61
Reputation of college	33.3% (20)	53.3% (32)	13.3% (8)	0.0% (0)	0.0% (0)	1.80	60
Respondent's experience of the college	31.1% (19)	55.7% (34)	11.5% (7)	1.6% (1)	0.0% (0)	1.84	61
Skills of student in relation to job specification	45.0% (27)	53.3% (32)	1.7% (1)	0.0% (0)	0.0% (0)	1.57	60
	answered question						63
	skipped question						3